


Urban Renewal Agency of the City of Coos Bay



**Adopted Budget
FY 2012/2013**

City of Coos Bay Urban Renewal Agency

Fiscal Year 2012/2013

Budget Committee

Agency Board Members

Gene Melton, Chair
Stephanie Kramer, Vice-Chair
Jennifer Groth, Secretary
Jon Hanson
John Muenchrath
Crystal Shoji
Mike Vaughan

Citizen Lay Members

Brian Bowers
Peter Cooley
Forton (Chris) Christoffer
Philip Marler
Roy Metzger
Nathan Mischel
Jelena "Dudi" Wittwer

Administrative Staff

City Manager
Finance Director
Fire Chief
Library Director
Police Chief
Public Works & Dev. Director

Rodger Craddock
Susanne Baker
Stan Gibson
Samantha Pierson
Gary McCullough
Jim Hossley

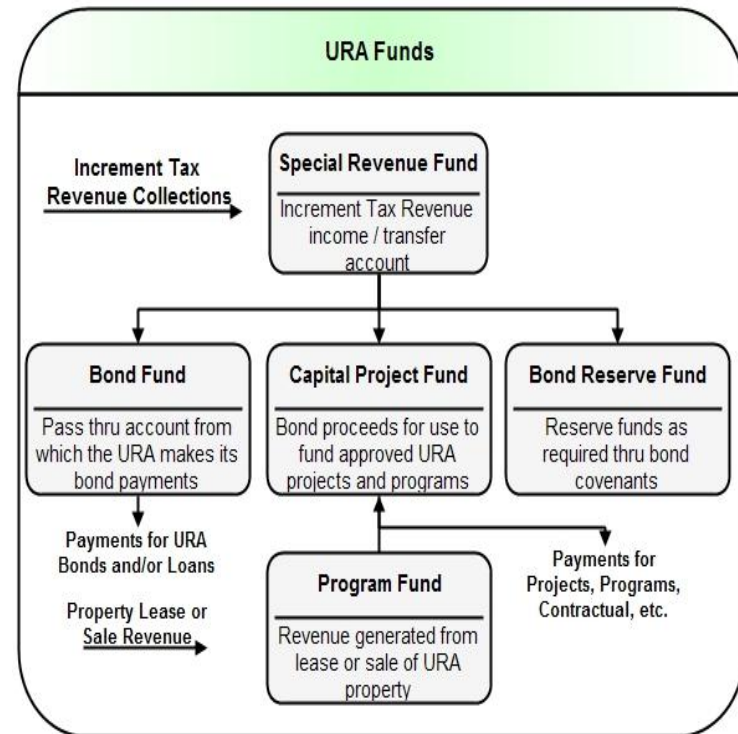
CITY OF COOS BAY URBAN RENEWAL AGENCY BUDGET MESSAGE FY 2012-2013

To the Honorable Chair Gene Melton, Members of the Urban Renewal Agency (URA), Citizen Members of the Budget Committee, and citizens of Coos Bay, Oregon it is my honor and pleasure to submit the URA's FY 2012-2013 budget.

The proposed URA annual budget for fiscal year 2012-2013 has been prepared pursuant to Oregon Local Budget Law and presents my recommendations as budget officer, but incorporates the cooperative efforts of the City's management team.

There are two separate and distinct urban renewal districts in Coos Bay: the Downtown District and the Empire District. Both districts are financially sound with sustainable resources needed to undertake economic development and infrastructure projects that benefit the entire Bay Area.

The accounting for each of the two districts is organized into five basic funds: Special Revenue Fund, Program Fund, Bond Fund, Bond Reserve Fund, and Capital Project Fund. The Special Revenue Funds serve to receive incoming tax increment revenue, and to transfer budgeted funds to the Bond Fund, Bond Reserve Fund, and the Capital Project Fund (after tax increment revenue is converted into debt proceeds). The Bond Funds act as a pass thru account from which the URA makes its bond and/or loan payments. The Bond Reserve Funds act as a reserve account where funds are maintained as required by bond covenants. The Capital Project Fund accepts bond proceeds which are used to fund approved URA projects and programs. Lastly, the Program Funds accept revenue generated through the lease or sale of URA property and those revenues can be transferred into their respective Capital Project Fund to be used for URA projects and programs.



This budget does not include nor recommend that the Agency impose any portion of the Special Levy.

In past years, pursuant to ORS 457.435(2), the City of Coos Bay selected "Option 1" [ORS 457.435(2)(a)] as the method to be used in collecting urban renewal property taxes. As such, the "Special Levy" is an option for collecting the "division of tax" (property tax) or "tax increment financing (TIF)" for both Coos Bay's Urban Renewal Plans. However, the Urban Renewal

Agency (URA) has never elected to impose this citywide levy against all the taxable property in the City but rather has elected to collect only those dollars accruing within the separate plans (districts) per Ballot Measure 50 “division of taxes” allocation.

I am recommending that the Committee not consider imposition of some “fraction of” but rather approve 100% of the amount from the “division of taxes” and also not collect a citywide urban renewal “special levy” which can be imposed at the maximum rate of \$1.97 per \$1,000 of assessed valuation or some fraction thereof. The actual breakdown is as follows:

Downtown: \$1.29 per \$1,000 of assessed valuation
Empire: \$0.68 per \$1,000 of assessed valuation

New estimated “division of taxes” revenues for FY 2012-13 for Downtown and Empire are respectively \$971,770 and \$592,059.

It is my recommendation that the FY 2012- 2013 Urban Renewal Agency budget be balanced without authorizing the imposition of a fraction of the Special Levy option.

Respectfully submitted,



Rodger
City Manager
Urban Renewal Budget Officer

April 4, 2012

URBAN RENEWAL AGENCY

Program Description

The intent of urban renewal is to improve specific areas of a city that are poorly developed or underdeveloped, eliminate blighting conditions, and improve conditions to encourage economic development.

The City of Coos Bay created an urban renewal district in the central downtown core area in 1968. The district extended from the bay on the east to 4th Street on the west and from Commercial Avenue on the north to Curtis Avenue on the south. The district's projects consisted of elimination of traffic on Central Avenue from Highway 101 to 4th Street and the creation of a pedestrian mall, undergrounding of many utilities within the district, property acquisition to create parking lots and remove blighted structures, and canopied walkways to connect parking lots and other district areas with the pedestrian mall. The projects were completed in the early 1970s. The district ceased tax increment revenue financing in 1984 and the district ended in 1989.

Currently the Urban Renewal Agency administers two separate urban renewal districts. The Downtown District was formed in 1988 and is 1,298.3 acres in size. The Downtown District includes the shopping district and the upper portion of the bay. The Empire District was formed in 1995 and is 271.3 acres in size and includes a business district and the lower portion of the bay.

The Downtown District begins at the north city limits and runs between the navigation channel and Highway 101 south and southeast toward the city's core area. The district's boundaries

proceed south until they come nearly in line with the industrial property located in Eastside. The eastern boundary then turns east to include the industrial-commercial lands in the Eastside area. The westerly boundary proceeds west to include the downtown core area which was a part of the first Urban Renewal Plan and also includes several blocks of transportation corridor immediately west of the core area. The eastern and western urban renewal area boundaries begin to come together in the southern portion of the city and extend to the south city limits along Coalbank Slough. The Downtown Plan classifies potential urban renewal projects in three general, broad categories:

- Waterfront Development
- Core Area Revitalization
- Streets and Infrastructure

The Empire District in general borders the bayfront adjacent to Empire Blvd from Wisconsin Avenue north to the shoreline. At the intersection of Empire Blvd and Newmark Avenue, east on either side of Newmark Avenue to the intersection with Ocean Blvd, east to the property line between Norman Avenue and LaClair Street. The objectives of the Empire Plan are to improve the function, condition, and appearance of the urban renewal area and eliminate existing blight. Project categories:

- Waterfront Development
- Empire Blvd and Bayfront Improvements
- Improve Primary Commercial Area

Debt Service

Downtown District debt service

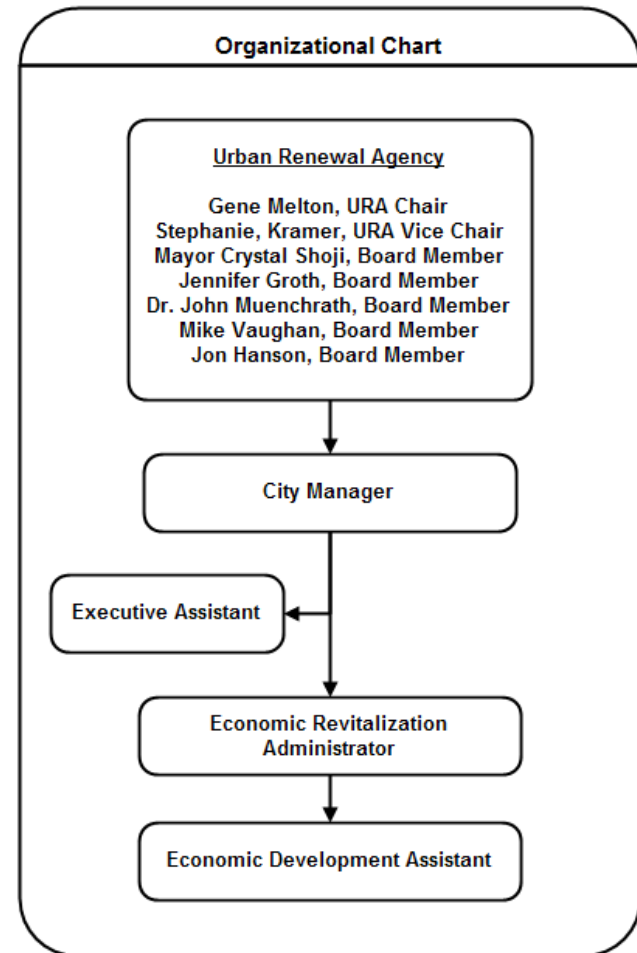
- 2003 Project Bond. The bond maturity date is December 1, 2007
- 2009 VIC Bond. The bond maturity date is June 15, 2017

Empire District debt service

- 2003 Project Bond. The bond maturity date is December 1, 2017

2012-2013 Goals

1. Continue to Promote the Hollering Place Development
2. Complete the Empire Blvd Street Improvement Project
3. Complete the West Newmark Traffic Study
4. Implement “Old Marshfield” Concepts in the Downtown Area
5. Complete the Hollering Place Wayside Historic Marker Project
6. Support and Fund the Façade Improvement Program
7. Complete the Seismic Retro-fit of City Hall
8. Complete Eastside Boatramp Improvement Project
9. Develop and Complete Plan for 2nd Court Improvement Project
10. Assist CCCAT with the Bus Transit Station Project for Downtown
11. Continue to Support Restoration of the Egyptian Theatre
12. Continue to Support the Downtown Association with Its Efforts to Bring Economic Development Through the Main Street Program



**Coos Bay Urban Renewal Agency 2012-13 Budget
Urban Renewal Property - Excess Values**

	<u>Actual 09-10</u>	<u>Actual 10-11</u>	<u>Actual 11-12</u>	<u>Projected 12-13</u>
Coos County Assessor (Table 4b & 4c)				
Estimated Increase				2.25%
<u>Downtown (City URA) EXCESS</u>	<u>62,479,513</u>	<u>63,075,235</u>	<u>64,308,484</u>	<u>65,755,425</u>
Frozen Base: \$50,671,009				
<u>Empire (Empire URA) EXCESS</u>	<u>35,618,393</u>	<u>36,937,071</u>	<u>39,914,970</u>	<u>40,813,057</u>
Frozen Base: \$23,772,166				
TOTAL Excess Property Value	98,097,906	100,012,306	104,223,454	106,568,482
Total Frozen Base: \$74,443,175				

Urban Renewal Plans - Revenue from the Division of Taxes

	<u>Actual 09-10</u>	<u>Actual 10-11</u>	<u>Actual 11-12</u>	<u>Projected 12-13</u>
Coos County Assessor (Table 4F)				
Downtown	954,192	1,001,566	980,232	987,451
Empire	543,847	586,395	608,195	621,880
	<u>1,498,039</u>	<u>1,587,961</u>	<u>1,588,427</u>	<u>1,609,331</u>
URA Audit Schedule				
Downtown (PLN1)	861,364	915,678	901,409	908,455
Delinquent	52,014	74,616	51,933	63,315
Total Downtown Tax Increment Financing	<u>913,378</u>	<u>990,294</u>	<u>953,342</u>	<u>971,770</u>
Empire (PLN2)	490,164	536,109	527,754	559,692
Delinquent	25,530	39,203	26,727	32,367
Total Empire Tax Increment Financing	<u>515,694</u>	<u>575,312</u>	<u>554,481</u>	<u>592,059</u>
TOTAL TIF (revenue) collected	1,429,072	1,565,606	1,507,823	1,563,829
Percentage Schedule (excess TIF)				
Downtown (PLN1)	1.38%	1.45%	1.40%	1.38%
Empire (PLN2)	1.38%	1.45%	1.32%	1.37%
Percentage Schedule (delinquent)				
Downtown (PLN1)	5.69%	7.53%	5.45%	6.52%
Empire (PLN2)	4.95%	6.81%	4.82%	5.47%

**Urban Renewal Agency of the City of Coos Bay 2012-13 Budget
Summary of Resources**

Actual 2009-2010	Adopted Actual 2010-2011	Agency Adopted 2011-2012		Proposed 2012-2013	Committee Approved 2012-2013	Agency Adopted 2012-2013
OPERATING RESOURCES						
2,921,349	3,102,544	1,833,342	Downtown Special Revenue Fund	1,310,360	1,310,360	1,310,360
1,636,273	1,475,815	984,481	Empire Special Revenue Fund	619,886	619,886	619,886
20,916	23,064	23,000	Downtown Program Fund	23,825	23,825	23,825
<u>426,720</u>	<u>429,550</u>	<u>430,000</u>	Empire Program Fund	<u>443,326</u>	<u>443,326</u>	<u>443,326</u>
5,005,258	5,030,973	3,270,823	TOTAL OPERATING RESOURCES	2,397,397	2,397,397	2,397,397
DEBT SERVICE RESOURCES						
678,280	2,199,322	1,528,974	Downtown Bond Fund	1,055,974	1,055,974	1,055,974
<u>739,711</u>	<u>1,034,711</u>	<u>967,858</u>	Empire Bond Fund	<u>619,883</u>	<u>619,883</u>	<u>619,883</u>
1,417,991	3,234,033	2,496,832	TOTAL DEBT SERVICE RESOURCES	1,675,857	1,675,857	1,675,857
CAPITAL IMPROVEMENT RESOURCES						
3,690,653	3,214,924	2,127,581	Downtown Capital Projects Fund	2,288,512	2,288,512	2,288,512
<u>511,178</u>	<u>1,120,163</u>	<u>1,333,083</u>	Empire Capital Projects Fund	<u>4,559,356</u>	<u>4,559,356</u>	<u>4,559,356</u>
4,201,831	4,335,087	3,460,664	TOTAL CAPITAL IMPROV. RESOURCES	6,847,868	6,847,868	6,847,868
RESERVE FUNDS RESOURCES						
665,720	665,720	665,722	Downtown Bond Reserve Fund	699,076	699,076	699,076
<u>239,711</u>	<u>239,711</u>	<u>239,714</u>	Empire Bond Reserve Fund	<u>239,714</u>	<u>239,714</u>	<u>239,714</u>
905,431	905,431	905,436	TOTAL RESERVE FUND RESOURCES	938,790	938,790	938,790
<u>11,530,511</u>	<u>13,505,524</u>	<u>10,133,755</u>	GRAND TOTAL ALL FUNDS RESOURCES	<u>11,859,912</u>	<u>11,859,912</u>	<u>11,859,912</u>
905,431	905,431	905,436	TOTAL RESERVE FUND RESOURCES	938,790	938,790	938,790
<u>1,417,991</u>	<u>3,234,033</u>	<u>2,496,832</u>	TOTAL DEBT SERVICE RESOURCES	<u>1,675,857</u>	<u>1,675,857</u>	<u>1,675,857</u>
<u>9,207,089</u>	<u>9,366,060</u>	<u>6,731,487</u>	ACTUAL UNDUPLICATED RESOURCES	<u>9,245,265</u>	<u>9,245,265</u>	<u>9,245,265</u>

**Urban Renewal Agency of the City of Coos Bay 2012-13 Budget
Summary of Expenditures**

Actual 2009-2010	Adopted 2010-2011	Agency Adopted 2011-2012		Proposed 2012-2013	Committee Approved 2012-2013	Agency Adopted 2012-2013
OPERATING EXPENDITURES						
2,921,349	3,102,544	1,833,342	Downtown Special Revenue Fund	1,310,360	1,310,360	1,310,360
1,636,273	1,475,815	984,481	Empire Special Revenue Fund	619,886	619,886	619,886
20,916	23,064	23,000	Downtown Program Fund	23,825	23,825	23,825
<u>426,720</u>	<u>429,550</u>	<u>430,000</u>	Empire Program Fund	<u>443,326</u>	<u>443,326</u>	<u>443,326</u>
5,005,258	5,030,973	3,270,823	TOTAL OPERATING EXPENDITURES	2,397,397	2,397,397	2,397,397
DEBT SERVICE EXPENDITURES						
678,280	2,199,322	1,528,974	Downtown Bond Fund	1,055,974	1,055,974	1,055,974
<u>739,711</u>	<u>1,034,711</u>	<u>967,858</u>	Empire Bond Fund	<u>619,883</u>	<u>619,883</u>	<u>619,883</u>
1,417,991	3,234,033	2,496,832	TOTAL DEBT SERVICE EXPENDITURES	1,675,857	1,675,857	1,675,857
CAPITAL IMPROVEMENT EXPENDITURES						
3,690,653	3,214,924	2,127,581	Downtown Capital Projects Fund	2,288,512	2,288,512	2,288,512
<u>511,178</u>	<u>1,120,163</u>	<u>1,333,083</u>	Empire Capital Projects Fund	<u>4,559,356</u>	<u>4,559,356</u>	<u>4,559,356</u>
4,201,831	4,335,087	3,460,664	TOTAL CAPITAL IMPROV. EXPENDITURES	6,847,868	6,847,868	6,847,868
RESERVE FUNDS EXPENDITURES						
665,720	665,720	665,722	Downtown Bond Reserve Fund	699,076	699,076	699,076
<u>239,711</u>	<u>239,711</u>	<u>239,714</u>	Empire Bond Reserve Fund	<u>239,714</u>	<u>239,714</u>	<u>239,714</u>
905,431	905,431	905,436	TOTAL RESERVE FUND EXPENDITURES	938,790	938,790	938,790
<u>11,530,511</u>	<u>13,505,524</u>	<u>10,133,755</u>	GRAND TOTAL ALL FUNDS EXPENDITURES	11,859,912	11,859,912	11,859,912
905,431	905,431	905,436	TOTAL RESERVE FUND EXPENDITURES	938,790	938,790	938,790
1,417,991	3,234,033	2,496,832	TOTAL DEBT SERVICE EXPENDITURES	1,675,857	1,675,857	1,675,857
<u>9,207,089</u>	<u>9,366,060</u>	<u>6,731,487</u>	ACTUAL UNDUPLICATED EXPENDITURES	<u>9,245,265</u>	<u>9,245,265</u>	<u>9,245,265</u>

**Urban Renewal Agency of the City of Coos Bay 2012-13 Budget
Downtown Special Revenue Fund 51
Department 910**

Actual 2009-2010	Actual 2010-2011	Adopted 2011-2012	Acct. No.	RESOURCES (000)	Proposed 2012-2013	Committee Approved 2012-2013	Agency Adopted 2012-2013
1,990,980	2,102,868	870,000	300 0100	CARRYOVER BALANCE	337,590	337,590	337,590
PROPERTY TAXES							
861,364	915,678	901,409	310 0100	Current Property Taxes (Division of Taxes)	908,455	908,455	908,455
52,014	74,616	51,933	310 0200	Delinquent Property Taxes	63,315	63,315	63,315
913,378	990,294	953,342		Total Property Taxes	971,770	971,770	971,770
USE OF MONEY AND PROPERTY							
16,991	9,382	10,000	350 0100	Interest	1,000	1,000	1,000
16,991	9,382	10,000		Total Use of Money & Property	1,000	1,000	1,000
2,921,349	3,102,544	1,833,342		Total Downtown Spec. Rev. Resources	1,310,360	1,310,360	1,310,360
EXPENDITURES (910)							
DEBT SERVICE							
0	0	304,368	530 3123	Urban Renewal Projects	222,064	222,064	222,064
0	0	304,368		Total Debt Service	222,064	222,064	222,064
TRANSFERS							
678,280	0	0	550 5010	Transfers to Downtown Bond Reserve Fund	33,356	33,356	33,356
0	525,520	525,522	550 5010	Principal/Interest (Series 2003A) 1-24-03	525,522	525,522	525,522
0	1,500,000	0	550 5010	Principal/Interest Du Jour 2011	0	0	0
0	173,802	173,802	550 5010	Principal/Interest Series 2009	173,554	173,554	173,554
140,200	0	829,650	550 5010	Principal/Interest Du Jour 2012	0	0	0
0	0	0	550 5010	Principal/Interest Du Jour 2013	355,864	355,864	355,864
818,480	2,199,322	1,528,974		Total Transfers	1,088,296	1,088,296	1,088,296
2,102,869	903,222	0		Total Unappropriated Ending Fund Balance	0	0	0
2,921,349	3,102,544	1,833,342		Total Downtown Spec. Rev. Expend.	1,310,360	1,310,360	1,310,360

**Urban Renewal Agency of the City of Coos Bay 2012-13 Budget
Empire Special Revenue Fund 52
Department 915**

Actual 2009-2010	Actual 2010-2011	Adopted 2011-2012	Acct. No.	RESOURCES (000)	Proposed 2012-2013	Committee Approved 2012-2013	Agency Adopted 2012-2013
1,112,153	896,563	430,000	300 0100	CARRYOVER BALANCE	27,727	27,727	27,727
PROPERTY TAXES							
490,164	536,109	527,754	310 0100	Current Property Taxes (Division of Taxes)	559,692	559,692	559,692
25,530	39,204	26,727	310 0200	Delinquent Property Taxes	32,367	32,367	32,367
<u>515,694</u>	<u>575,313</u>	<u>554,481</u>		Total Property Taxes	<u>592,059</u>	<u>592,059</u>	<u>592,059</u>
USE OF MONEY AND PROPERTY							
8,426	3,939	0	350 0100	Interest	100	100	100
<u>8,426</u>	<u>3,939</u>	<u>0</u>		Total Use of Money & Property	<u>100</u>	<u>100</u>	<u>100</u>
<u>1,636,273</u>	<u>1,475,815</u>	<u>984,481</u>		Total Empire Spec. Rev. Resources	<u>619,886</u>	<u>619,886</u>	<u>619,886</u>
EXPENDITURES (915)							
DEBT SERVICE							
0	0	16,623	530 3123	Urban Renewal Projects	0	0	0
<u>0</u>	<u>0</u>	<u>16,623</u>		Total Debt Service	<u>0</u>	<u>0</u>	<u>0</u>
TRANSFERS							
739,711	239,711	239,714	550 5010	Transfer to Empire Bond Fund (2003)	239,714	239,714	239,714
0	0	0	550 5011	Transfer to Empire Bond Reserve Fund (2003)	3	3	3
0	795,000	0	550 5010	Transfer DuJour 2011	0	0	0
0	0	728,144	550 5010	Transfer DuJour 2012	0	0	0
0	0	0	550 5010	Transfer DuJour 2013	380,169	380,169	380,169
<u>739,711</u>	<u>1,034,711</u>	<u>967,858</u>		Total Transfers	<u>619,886</u>	<u>619,886</u>	<u>619,886</u>
896,562	441,104	0		Total Unappropriated Ending Fund Balance	0	0	0
<u>1,636,273</u>	<u>1,475,815</u>	<u>984,481</u>		Total Empire Spec. Rev. Expenditures	<u>619,886</u>	<u>619,886</u>	<u>619,886</u>

**Urban Renewal Agency of the City of Coos Bay 2012-13 Budget
 Empire Program Fund 53
 Department 930**

Actual 2009-2010	Actual 2010-2011	Adopted 2011-2012	Acct. No.		Proposed 2012-2013	Committee Approved 2012-2013	Agency Adopted 2012-2013
423,456	426,720	430,000	300 0100	RESOURCES (000)			
				CARRYOVER BALANCE	442,000	442,000	442,000
				USE OF MONEY AND PROPERTY			
3,264	2,830	0	350 0100	Interest	1,326	1,326	1,326
0	0	0	350 0200	Lease Revenue	0	0	0
<u>3,264</u>	<u>2,830</u>	<u>0</u>		Total Use of Money & Property	<u>1,326</u>	<u>1,326</u>	<u>1,326</u>
				OTHER FINANCING SOURCES			
0	0	0	390 0500	Transfer from Empire Property Improvement	0	0	0
<u>0</u>	<u>0</u>	<u>0</u>		Total Other Financing Sources	<u>0</u>	<u>0</u>	<u>0</u>
<u>426,720</u>	<u>429,550</u>	<u>430,000</u>		Total Empire Program Resources	<u>443,326</u>	<u>443,326</u>	<u>443,326</u>
				EXPENDITURES (930)			
				MATERIALS AND SERVICES			
0	0	430,000	520 2108	Contractual	0	0	0
<u>0</u>	<u>0</u>	<u>430,000</u>		Total Materials and Services	<u>0</u>	<u>0</u>	<u>0</u>
				CAPITAL OUTLAY			
0	0	0	530 3123	Urban Renewal Projects	443,326	443,326	443,326
<u>0</u>	<u>0</u>	<u>0</u>		Total Capital Outlay	<u>443,326</u>	<u>443,326</u>	<u>443,326</u>
<u>426,720</u>	<u>429,550</u>	<u>0</u>		Total Unappropriated Ending Fund Balance	<u>0</u>	<u>0</u>	<u>0</u>
<u>426,720</u>	<u>429,550</u>	<u>430,000</u>		Total Empire Program Expenditures	<u>443,326</u>	<u>443,326</u>	<u>443,326</u>

**Urban Renewal Agency of the City of Coos Bay 2012-13 Budget
Bond and Coupon Redemption**

Principal	Interest	Total	Series	Due Dates	
				Month	Day
				2012	
				December	
204,870	57,891	262,761	5 Downtown Bonds Series 2003A mature 12/17		1
65,000	21,443	86,443	7 Downtown Visitor's Ctr Series 2009 mature 6/19		15
93,450	26,407	119,857	6 Empire Bonds Series 2003A mature 12/17		1
				2013	
				June	
209,847	52,914	262,761	5 Downtown Bonds Series 2003A mature 12/17		1
67,000	20,111	87,111	7 Downtown Visitor's Ctr Series 2009 mature 6/19		15
355,834	30	355,864	Downtown Du Jour Financing 2013		1
95,720	24,137	119,857	6 Empire Bonds Series 2003A mature 12/17		1
380,137	32	380,169	Empire Du Jour Financing 2013		1
<u>1,471,858</u>	<u>202,965</u>	<u>1,674,823</u>	Total		
<u>902,551</u>	<u>152,389</u>	<u>1,054,940</u>	Downtown Bond Total		
<u>569,307</u>	<u>50,576</u>	<u>619,883</u>	Empire Bond Total		
<u>1,471,858</u>	<u>202,965</u>	<u>1,674,823</u>	Total Bond Payments		

**Urban Renewal Agency of the City of Coos Bay 2012-13 Budget
Downtown Bond Fund 54
Department 920**

Actual 2009-2010	Actual 2010-2011	Adopted 2011-2012	Acct. No.	RESOURCES (000)	Proposed 2012-2013	Committee Approved 2012-2013	Agency Adopted 2012-2013
0	0	0	300 0100	CARRYOVER BALANCE	1,034	1,034	1,034
USE OF MONEY AND PROPERTY							
0	0	0	350 0100	Interest	0	0	0
0	0	0		Total Use of Money and Property	0	0	0
OTHER FINANCING SOURCES							
678,280	2,199,322	1,528,974	390 0100	Transfer from Downtown Spec. Rev. Fund	1,054,940	1,054,940	1,054,940
678,280	2,199,322	1,528,974		Total Other Financing Sources	1,054,940	1,054,940	1,054,940
678,280	2,199,322	1,528,974		Total Downtown Bond Revenue	1,055,974	1,055,974	1,055,974
EXPENDITURES (920)							
DEBT SERVICE							
362,235	378,951	396,097	540 4001	Principal (Series 2003A) 1-24-03	414,717	414,717	414,717
163,285	146,569	129,425	540 4002	Interest (Series 2003A) 1-24-03	110,805	110,805	110,805
108,000	121,000	127,000	540 4003	Principal VIC (Series 2009) 8-29-09	132,000	132,000	132,000
44,760	51,768	46,802	540 4004	Interest VIC (Series 2009) 8-28-09	41,554	41,554	41,554
0	1,499,625	0	540 4005	Principal Du Jour 2011	0	0	0
0	375	0	540 4006	Interest Du Jour 2011	0	0	0
0	0	829,581	540 4007	Principal Du Jour 2012	0	0	0
0	0	69	540 4008	Interest Du Jour 2012	0	0	0
0	0	0	540 4009	Principal Du Jour 2013	355,834	355,834	355,834
0	0	0	540 4010	Interest Du Jour 2013	30	30	30
678,280	2,198,288	1,528,974		Total Debt Service	1,054,940	1,054,940	1,054,940
0	1,034	0		Total Unappropriated Ending Fund Balance	1,034	1,034	1,034
678,280	2,199,322	1,528,974		Total Downtown Bond Expenditures	1,055,974	1,055,974	1,055,974

**Urban Renewal Agency of the City of Coos Bay 2012-13 Budget
Empire Bond Fund 55
Department 925**

Actual 2009-2010	Actual 2010-2011	Adopted 2011-2012	Acct. No.	RESOURCES (000)	Proposed 2012-2013	Committee Approved 2012-2013	Agency Adopted 2012-2013
0	0	0	300 0100	CARRYOVER BALANCE	0	0	0
USE OF MONEY AND PROPERTY							
0	0	0	350 0100	Interest	0	0	0
0	0	0		Total Use of Money and Property	0	0	0
OTHER FINANCING SOURCES							
739,711	1,034,711	967,858	390 0200	Transfer From Empire Special Revenue	619,883	619,883	619,883
739,711	1,034,711	967,858		Total Other Financing Sources	619,883	619,883	619,883
739,711	1,034,711	967,858		Total Empire Bond Revenue	619,883	619,883	619,883
EXPENDITURES (925)							
DEBT SERVICE							
165,230	172,855	180,677	540 4001	Principal (Series 2003A) 1-24-03	189,170	189,170	189,170
74,481	66,856	59,037	540 4002	Interest (Series 2003A) 1-24-03	50,544	50,544	50,544
500,000	0	0	540 4003	Principal Du Jour 2010	0	0	0
0	794,801	0	540 4004	Principal Du Jour 2011	0	0	0
0	199	0	540 4005	Interest Du Jour 2011	0	0	0
0	0	728,083	540 4006	Principal Du Jour 2012	0	0	0
0	0	61	540 4007	Interest Du Jour 2012	0	0	0
0	0	0	540 4008	Principal Du Jour 2013	380,137	380,137	380,137
0	0	0	540 4009	Interest Du Jour 2013	32	32	32
739,711	1,034,711	967,858		Total Debt Service	619,883	619,883	619,883
0	0	0		Total Unappropriated Ending Fund Balance	0	0	0
739,711	1,034,711	967,858		Total Empire Bond Expense	619,883	619,883	619,883

**Urban Renewal Agency of the City of Coos Bay 2012-13 Budget
Downtown Program Fund 56
Department 935**

Actual 2009-2010	Actual 2010-2011	Adopted 2011-2012	Acct. No.		Proposed 2012-2013	Committee Approved 2012-2013	Agency Adopted 2012-2013
14,783	20,916	23,000	300	0100	23,750	23,750	23,750
				RESOURCES (000)			
				CARRYOVER BALANCE			
				USE OF MONEY AND PROPERTY			
133	148	0	350	0100	75	75	75
				Interest			
6,000	2,000	0	350	0200	0	0	0
				Lease Revenue			
6,133	2,148	0		Total Use of Money & Property	75	75	75
				Total Downtown Program Resources	23,825	23,825	23,825
20,916	23,064	23,000					
				EXPENDITURES (935)			
				MATERIALS AND SERVICES			
0	0	23,000	520	2108	0	0	0
				Contractual			
0	0	23,000		Total Materials and Services	0	0	0
				CAPITAL OUTLAY			
0	0	0	530	3123	23,825	23,825	23,825
				Urban Renewal Projects			
0	0	0		Total Capital Outlay	23,825	23,825	23,825
				Total Unappropriated Ending Fund Balance	0	0	0
20,916	23,064	0					
20,916	23,064	23,000		Total Downtown Program Expenditures	23,825	23,825	23,825

**Urban Renewal Agency of the City of Coos Bay 2012-13 Budget
Downtown Capital Projects Fund 57**

Actual 2009-2010	Actual 2010-2011	Adopted 2011-2012	Acct. No.		Proposed 2012-2013	Committee Approved 2012-2013	Agency Adopted 2012-2013
<u>2,263,297</u>	<u>1,668,158</u>	<u>1,280,000</u>	300	0100	RESOURCES (000)		
					CARRYOVER BALANCE	<u>1,200,378</u>	<u>1,200,378</u>
					USE OF MONEY AND PROPERTY		
<u>25,356</u>	<u>15,385</u>	<u>0</u>	350	0100	Interest	<u>2,300</u>	<u>2,300</u>
<u>25,356</u>	<u>15,385</u>	<u>0</u>			Total Use of Money & Property	<u>2,300</u>	<u>2,300</u>
					OTHER REVENUE		
0	30,721	0	340	0200	Energy Trust of Oregon	20,000	20,000
0	0	0	370	0310	City Hall Seismic Principal Payment	60,000	60,000
0	0	0	370	0320	City Hall Seismic Interest Payment	6,000	6,000
0	1,035	0	380	0100	Misc Revenue	0	0
0	0	0	380	0301	OR State Marine Board Grant/ODFW	264,000	264,000
0	0	0	380	0330	Downtown Bus Transfer Station Grant	350,000	350,000
<u>0</u>	<u>0</u>	<u>18,000</u>	380	1100	DSL Historical Land Reimbursement	<u>30,000</u>	<u>30,000</u>
0	31,756	18,000			Total Other Revenue	<u>730,000</u>	<u>730,000</u>
					OTHER FINANCING SOURCES		
1,399,897	0	0	390	4000	Bond Proceeds-URA Series 2009 (8-28-09)	0	0
2,103	0	0	390	4003	Indirect Bond Proceeds URA 2009 (8-28-09)	0	0
0	1,499,625	0	390	4004	Bond Proceeds-URA Series 2011	0	0
0	0	829,581	390	4005	Bond Proceeds-URA 2012	0	0
<u>0</u>	<u>0</u>	<u>0</u>	390	4006	Bond Proceeds-URA 2013	<u>355,834</u>	<u>355,834</u>
<u>1,402,000</u>	<u>1,499,625</u>	<u>829,581</u>			Total Other Financing Sources	<u>355,834</u>	<u>355,834</u>
<u>3,690,653</u>	<u>3,214,924</u>	<u>2,127,581</u>			Total Downtown Capital Projects Resources	<u>2,288,512</u>	<u>2,288,512</u>

**Urban Renewal Agency of the City of Coos Bay 2012-13 Budget
Downtown Capital Projects Fund 57
Department 940**

Actual 2009-2010	Actual 2010-2011	Adopted 2011-2012	Acct. No.	EXPENDITURES (940)	Proposed 2012-2013	Committee Approved 2012-2013	Agency Adopted 2012-2013
MATERIALS AND SERVICES							
20,000	36,413	40,000	520 2108	Contractual	135,000	135,000	135,000
172,391	195,034	163,469	520 2414	Agency Management	197,237	197,237	197,237
0	0	0	520 2415	Façade Program	125,000	125,000	125,000
<u>192,391</u>	<u>231,447</u>	<u>203,469</u>		Total Materials and Services	<u>457,237</u>	<u>457,237</u>	<u>457,237</u>
CAPITAL OUTLAY							
585	0	0	530 3103	Property Acquisition	0	0	0
64,188	25,890	25,000	530 3104	Traffic Circulation/Implementation	40,000	40,000	40,000
2,700	0	50,000	530 3108	Hwy 101 Sidewalk Project	50,000	50,000	50,000
14,724	0	0	530 3109	Coos Bay City Dock	0	0	0
26,574	0	0	530 3111	City Hall/Fire Fiber Project	0	0	0
19,630	25,000	125,000	530 3113	Façade Program	0	0	0
42,518	0	0	530 3114	Economic Development	0	0	0
13,881	325,338	0	530 3115	Lockhart Building	0	0	0
0	60,944	0	530 3117	Relamping	0	0	0
0	30,545	95,000	530 3118	Library Remodel Project	0	0	0
0	92	434,112	530 3123	Urban Renewal Projects	115,000	115,000	115,000
20,087	3,543	0	530 3125	Pedway	0	0	0
0	1,137	0	530 3128	Marshfield Sun Building	0	0	0
5,756	1,734	0	530 3130	Central Dock	0	0	0
1,350	139,630	0	530 3132	Fire Station	0	0	0
60,528	115,414	0	530 3133	Egyptian Theater	0	0	0
0	54,295	85,000	530 3135	Art Museum	15,000	15,000	15,000
140,089	15,495	0	530 3136	Virtual Incubator	0	0	0
1,404,466	115,486	0	530 3137	Visitor's Center	0	0	0
3,195	13,538	110,000	530 3138	Historical Land Fill	0	0	0
9,833	0	400,000	530 3140	City Hall Seismic Other Services	400,000	400,000	400,000
0	0	0	530 3141	Eastside Boat Ramp	319,750	319,750	319,750
0	0	0	530 3142	City Hall Seismic Grant Match	0	0	0
0	0	0	530 3143	Downtown Bus Transfer Station	350,000	350,000	350,000
0	0	0	530 3144	2nd Court	250,000	250,000	250,000
<u>1,830,104</u>	<u>928,081</u>	<u>1,324,112</u>		Total Capital Outlay	<u>1,539,750</u>	<u>1,539,750</u>	<u>1,539,750</u>
0	0	600,000	555 1001	Downtown Special Payments	0	0	0
<u>0</u>	<u>0</u>	<u>600,000</u>		Total Special Payments	<u>0</u>	<u>0</u>	<u>0</u>
<u>1,668,158</u>	<u>2,055,396</u>	<u>0</u>		Total Unappropriated Ending Fund Balance	<u>291,525</u>	<u>291,525</u>	<u>291,525</u>
<u>3,690,653</u>	<u>3,214,924</u>	<u>2,127,581</u>		Total Downtown Capital Projects Expenditures	<u>2,288,512</u>	<u>2,288,512</u>	<u>2,288,512</u>

**Urban Renewal Agency of the City of Coos Bay 2012-13 Budget
Empire Capital Projects Fund 58**

Actual 2009-2010	Actual 2010-2011	Adopted 2011-2012	Acct. No.	RESOURCES (000)	Proposed 2012-2013	Committee Approved 2012-2013	Agency Adopted 2012-2013
10,077	319,606	600,000	300 0100	CARRYOVER BALANCE	784,132	784,132	784,132
				USE OF MONEY AND PROPERTY			
1,101	4,910	3,000	350 0100	Interest	400	400	400
<u>1,101</u>	<u>4,910</u>	<u>3,000</u>		Total Use of Money & Property	<u>400</u>	<u>400</u>	<u>400</u>
				OTHER REVENUE			
0	0	0	340 0301	OR State Marine Board Grant	0	0	0
0	0	2,000	340 0302	Three Rivers	0		
0	0	0	340 0303	ODOT Flex Grant Tiger III - Phase 1	2,100,000	2,100,000	2,100,000
0	0	0	340 0304	ODOT Flex Grant Tiger IV - Phase 2	1,294,687	1,294,687	1,294,687
<u>0</u>	<u>0</u>	<u>2,000</u>		Total Other Revenue	<u>3,394,687</u>	<u>3,394,687</u>	<u>3,394,687</u>
				OTHER FINANCING SOURCES			
0	846	0	380 0100	Misc Revenue	0	0	0
500,000	0	0	390 4000	Bond Proceeds	0	0	0
0	794,801	0	390 4000	Bond Proceeds-URA Series 2010	0	0	0
0	0	728,083	390 4001	Bond Proceeds-URA Series 2011-2012	0	0	0
<u>0</u>	<u>0</u>	<u>0</u>	390 4002	Bond Proceeds-URA Series 2012-2013	380,137	380,137	380,137
500,000	795,647	728,083		Total Other Financing Sources	380,137	380,137	380,137
<u>511,178</u>	<u>1,120,163</u>	<u>1,333,083</u>		Total Empire Capital Projects Resources	<u>4,559,356</u>	<u>4,559,356</u>	<u>4,559,356</u>

**Urban Renewal Agency of the City of Coos Bay 2012-13 Budget
 Empire Capital Projects Fund 58
 Department 945**

Actual 2009-2010	Actual 2010-2011	Adopted 2011-2012	Acct. No.	EXPENDITURES (945)	Proposed 2012-2013	Committee Approved 2012-2013	Agency Adopted 2012-2013
MATERIALS AND SERVICES							
12,474	12,695	8,000	520 2108	Contractual	8,000	8,000	8,000
56,361	39,947	100,191	520 2414	Agency Management	120,887	120,887	120,887
0	0	0	520 2415	Façade Program	50,000	50,000	50,000
<u>68,835</u>	<u>52,642</u>	<u>108,191</u>		Total Materials and Services	<u>178,887</u>	<u>178,887</u>	<u>178,887</u>
CAPITAL OUTLAY							
85	0	0	530 3107	Property Acquisition	0	0	0
0	89,430	7,000	530 3108	Hollering Place Wayside	5,000	5,000	5,000
0	150	75,000	530 3109	Newmark Widening/Wetlands	0	0	0
18,472	13,135	5,000	530 3112	Hollering Place Project	20,000	20,000	20,000
9,730	50,000	40,000	530 3113	Façade Program	0	0	0
10,091	0	0	530 3114	Economic Development	0	0	0
41,513	65,994	30,000	530 3115	Boat Building Project	0	0	0
17,253	0	0	530 3116	Empire Boat Ramp Restroom	0	0	0
0	80,199	310,000	530 3117	Empire Sidewalk Project - Phase 1	2,700,000	2,700,000	2,700,000
0	0	0	530 3120	Empire Sidewalk Project - Phase 2	1,444,687	1,444,687	1,444,687
0	29,097	38,534	530 3119	West Newmark Traffic Study	210,782	210,782	210,782
0	1,500	619,358	530 3123	Urban Renewal Projects	0	0	0
0	0	100,000	530 3124	Dolphin Players Theatre project	0	0	0
25,593	2,325	0	530 3136	Virtual Incubator	0	0	0
<u>122,737</u>	<u>331,830</u>	<u>1,224,892</u>		Total Capital Outlay	<u>4,380,469</u>	<u>4,380,469</u>	<u>4,380,469</u>
<u>319,606</u>	<u>735,691</u>	<u>0</u>		Total Unappropriated Ending Fund Balance	<u>0</u>	<u>0</u>	<u>0</u>
<u>511,178</u>	<u>1,120,163</u>	<u>1,333,083</u>		Total Empire Capital Projects Expenditure	<u>4,559,356</u>	<u>4,559,356</u>	<u>4,559,356</u>

**Urban Renewal Agency of the City of Coos Bay 2012-13 Budget
Downtown Bond Reserve Fund 60
Department 950**

Actual 2009-2010	Actual 2010-2011	Adopted 2011-2012	Acct. No.	RESOURCES (000)	Proposed 2012-2013	Committee Approved 2012-2013	Agency Adopted 2012-2013
525,520	665,720	665,720	300 0100	CARRYOVER BALANCE	665,720	665,720	665,720
USE OF MONEY AND PROPERTY							
0	0	2	350 0100	Interest	0	0	0
0	0	2		Total Use of Money and Property	0	0	0
OTHER FINANCING SOURCES							
140,200	0	0	390 0300	Trnsfr from Downtown Special Revenue	33,356	33,356	33,356
140,200	0	0		Total Other Financing Sources	33,356	33,356	33,356
665,720	665,720	665,722		Total Downtown Bond Reserve Revenue	699,076	699,076	699,076
EXPENDITURES (950)							
Reserve for Future Expenditures:							
0	0	525,522	560 6004	Bond Reserves (2003 A) 1-24-03	525,522	525,522	525,522
0	0	140,200	560 6004	Bond Reserves (2009) 8-28-09	173,554	173,554	173,554
0	0	665,722		Total Reserve for Future Expenditures	699,076	699,076	699,076
665,720	665,720	0		Total Unappropriated Ending Fund Balance	0	0	0
665,720	665,720	665,722		Total Downtown Bond Reserve Expense for Future Expenditures	699,076	699,076	699,076